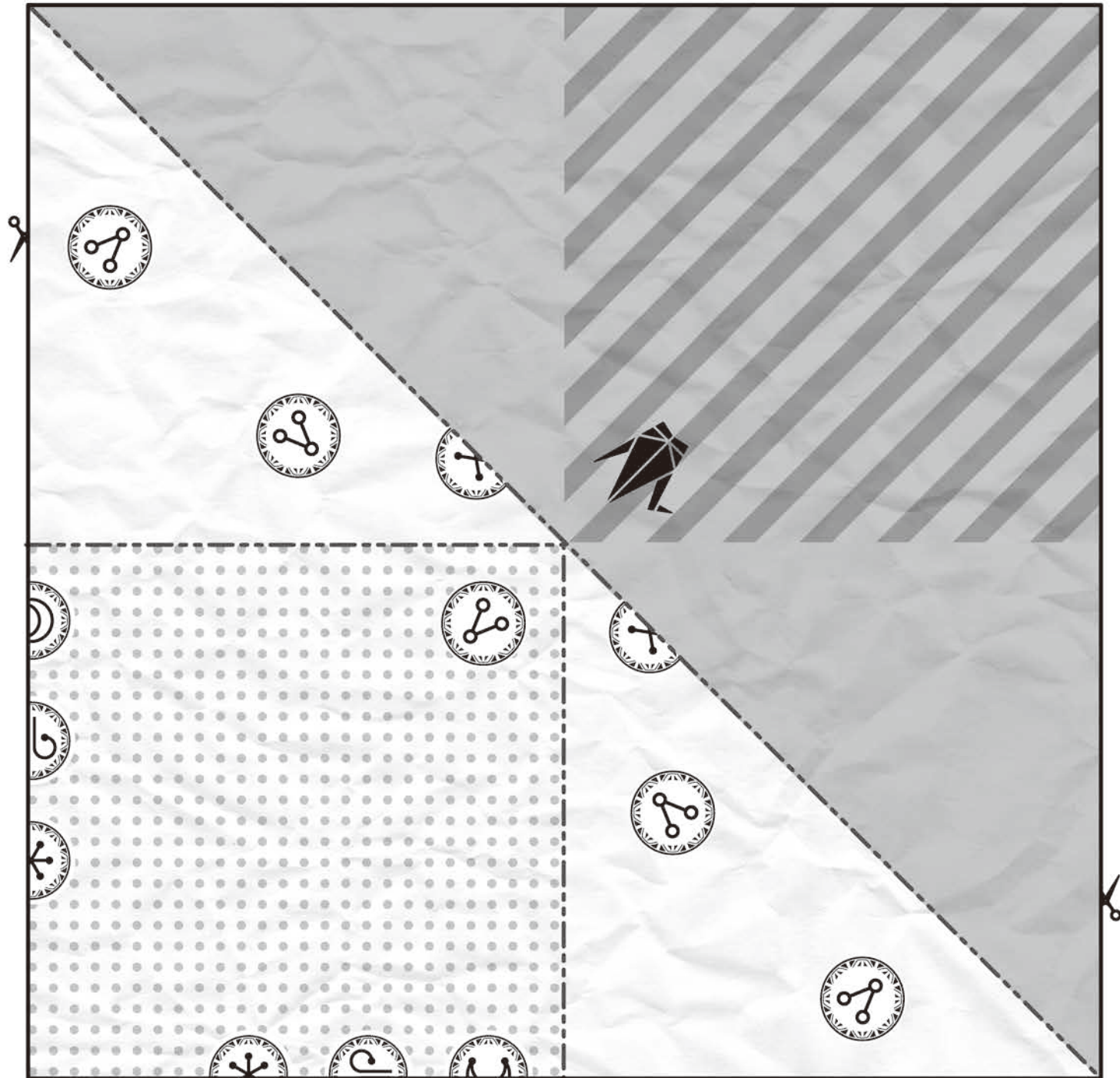


# Stage 1



**Cut Line**  
Cut these  
before starting  
the game



**Mountain  
Fold Line**

# Tokio's Birthday Party!



The cake was super tasty!

The wrapping paper on the presents was so pretty!

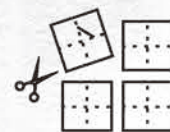


The ladder game was so exciting!

- 1 \_\_\_\_\_
- 2 \_\_\_\_\_
- 3 \_\_\_\_\_
- 4 \_\_\_\_\_

where are the torn-up bits? →

Doing origami was super fun!



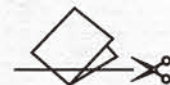
← Cut



← Fold



← Fold



← Cut



# Stage 2-2



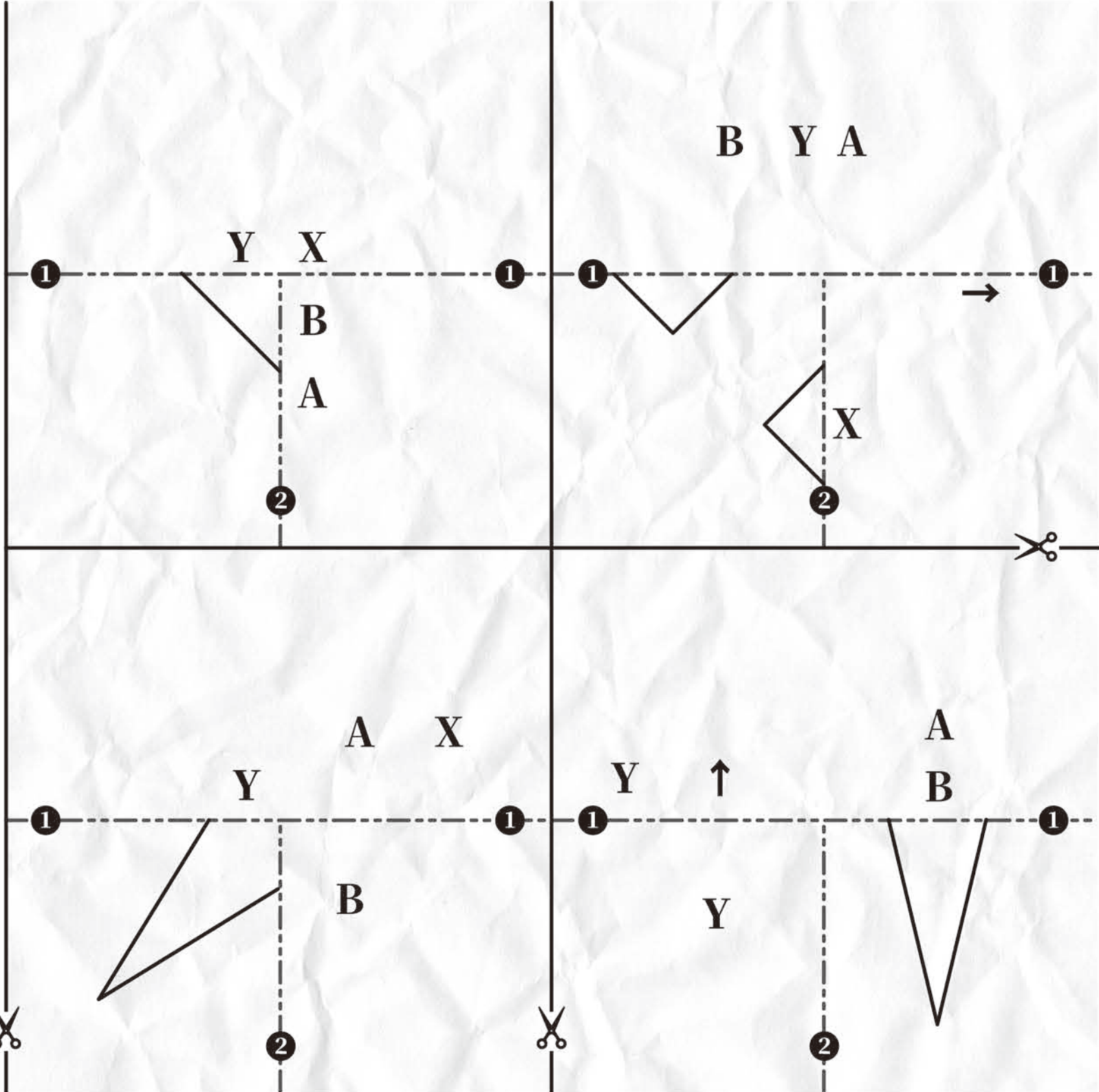
← Cut this!

But then,  
I got into a fight  
with Tokio...




Cut Line Mountain  
Fold Line

Cut these before  
starting the game

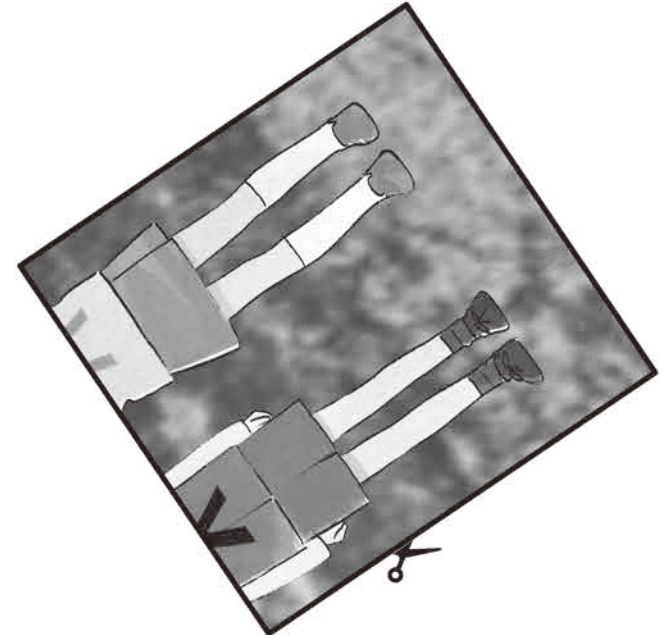

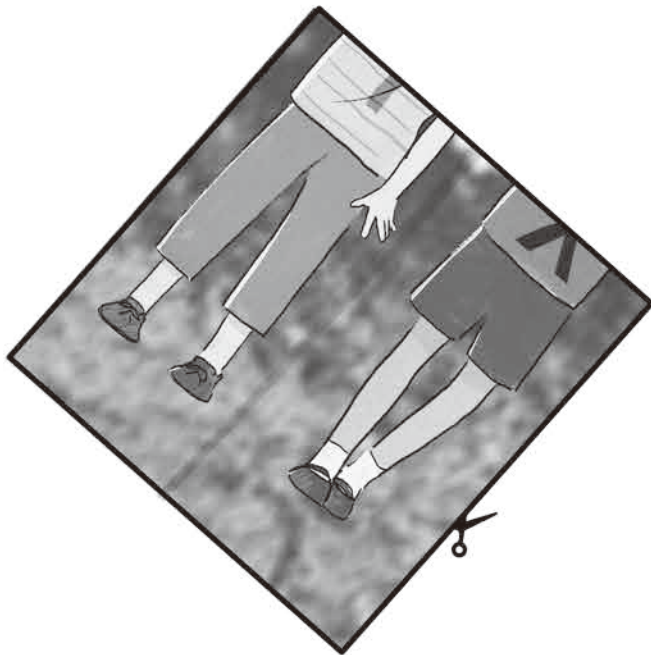


Stage 3-1



Cut Line

Cut these  
before starting  
the game




## Sightseeing Map




# Fireworks Festival


It's so fun to see the  
②、⑥、④、③ all in order!



# Big Yellow Wheel



## A Pink Fountain



 Yellow Snake


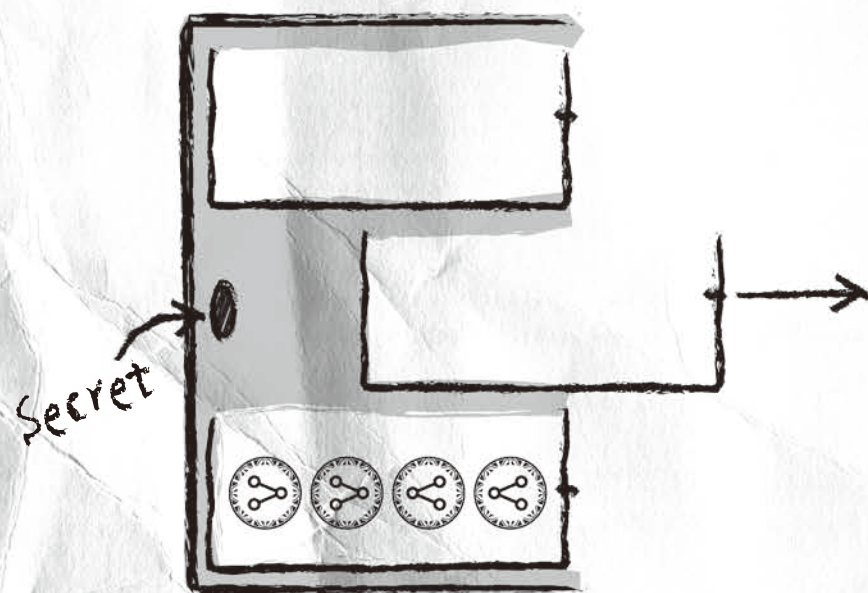


Y Pink Flower



Try arranging  
them in order  
of height!

You can open and  
close the drawers



国語


算数

理科

社会

図工

家庭科



る	は		り	ろ		る	今
な	白	お	し	が	で	が	日
の	い	う	ち	ち	も	で	は
に	い	ち	や	や	お	て	学
。	ろ	の	っ	い	み	き	校
	の	お	た	ろ	そ	た	で
	お	み	。	で	し	ん	お
	み	そ		び	る	だ	み
	そ	し		っ	の	。	そ
	し	る		く	い		し

れ	牛	イ		を	し	う	
な	井	は	び	た	か	り	牛
い	の	牛	っ	べ	っ	を	井
か	こ	さ	く	て	た	た	っ
も	と	ん	り	る	け	べ	て
し	は	す	し	ん	ど	た	い
れ	す	き	だ	。	っ	牛	。
な	き	だ	。	っ	牛	。	お
い	に	か	ミ	て	さ	お	り
。	な	ら	ラ	。	ん	い	よ

○月△日

ま		れ		と	ス	は	き
ね	オ	ち	ミ	パ	ー	。	よ
ぎ	ニ	や	ー	フ	プ	お	う
が	オ	う	ト	エ	と	す	の
に	ン	か	ソ	だ	カ	し	お
が	ス	ら	ー	よ	レ	と	ひ
て	ー	イ	ス	。	ー	オ	る
だ	プ	ヤ	は		ラ	ニ	ご
な	は	。	よ		イ	オ	は
。	た		ご		ス	ン	ん

ち	も	ど		な	か	が	
や	の	ミ	お	い	け	で	学
う	ば	ラ	絵	よ	ば	た	校
	か	イ	か		い	よ	で
	り	の	き		い	。	絵
	う	に	は		の	で	日
	か	が	す		か	も	記
	ん	て	き		わ	な	の
	で	な	だ		か	に	宿
	き	け			ん	を	題

○月×日


# June's Menu




			1	2	3	4	5
6	7	8	9	10	11	12	13
14	15	16	17	18	19	20	21
22	23	24	25	26	27	28	29
30							



List ten of your favorite things here,  
then connect similar things with lines!


















Stage 6



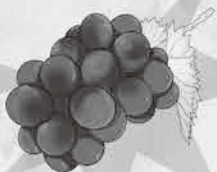
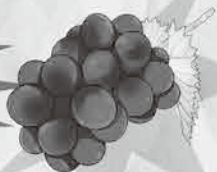
- ① 
- ② 
- ③ 

# Evening Sale Happening Now!

## Summertime fruits at bargain prices!

<b>Strawberries</b>  <b>1Pack</b>  <b>¥????</b>	<b>Oranges</b>   <b>¥204</b>	<b>Grapes</b>   <b>¥????</b>	<b>Apples</b>   <b>¥290</b>
<b>Pears</b>   <b>¥120</b>	<b>Melons</b>   <b>¥????</b>	<b>Chestnuts</b>   <b>¥220</b>	<b>Bananas</b>   <b>¥305</b>

**100-yen  
discount on sets**



### OX Produce


- Order the visits from cheapest to most expensive
- Start from 1 using the Total
- Connect from top to bottom using the receipt
- Lastly, list by most expensive to cheapest. 5 types, one by one, then price will be perfect.

### OX Produce

Receipt

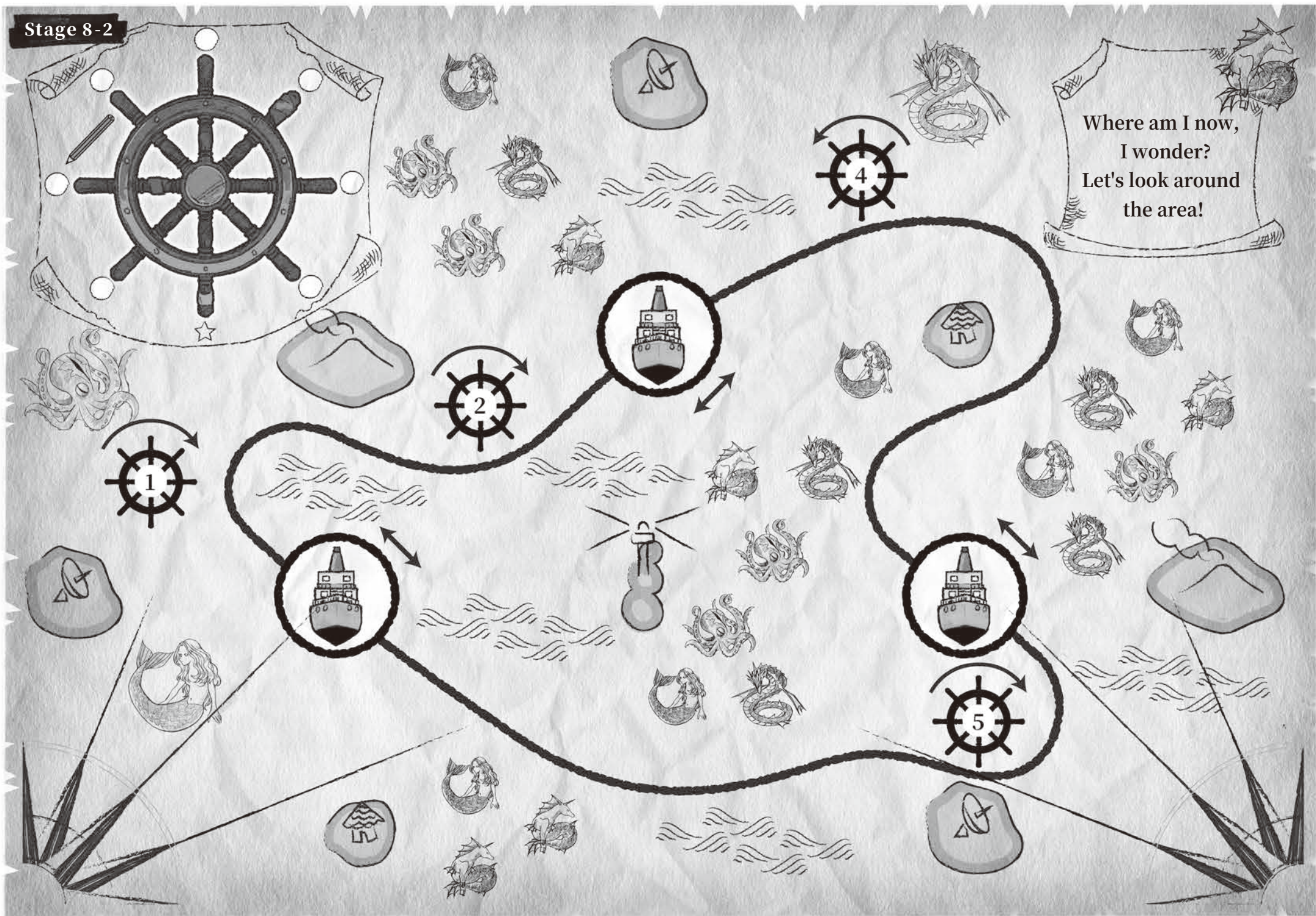
Apples ¥290  
Oranges ¥204  
¥400  
¥305  
¥233

Total

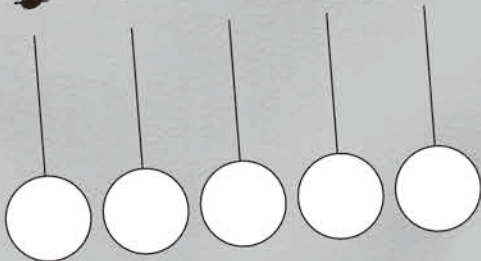
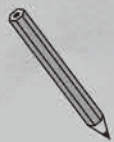


Tab



You can board the ship through here. Please tear off your ticket stub and proceed.




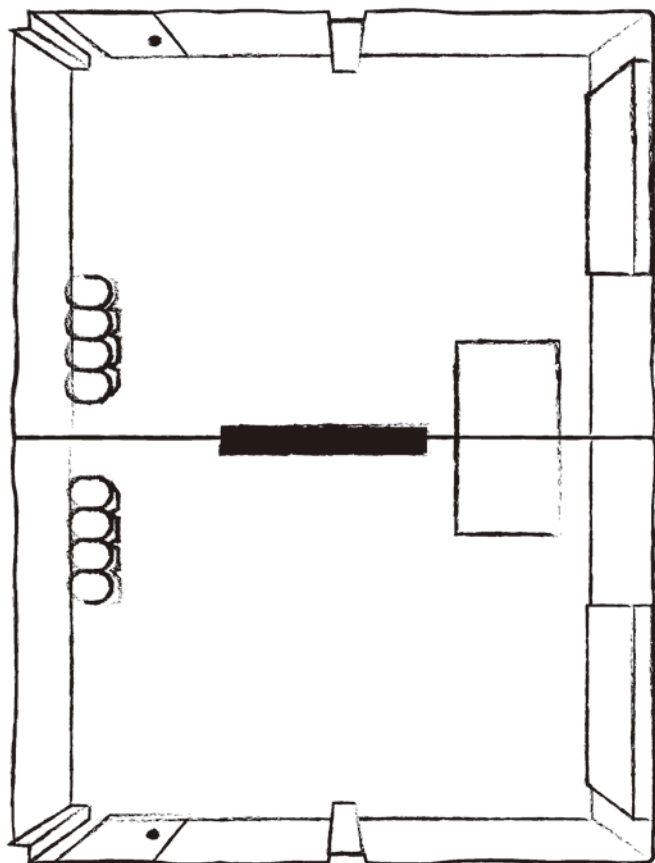
# Blue Crow



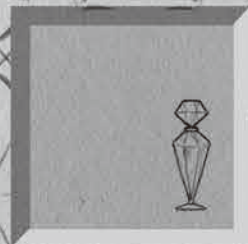
Go to Crow's Room



— Read only that which is real —



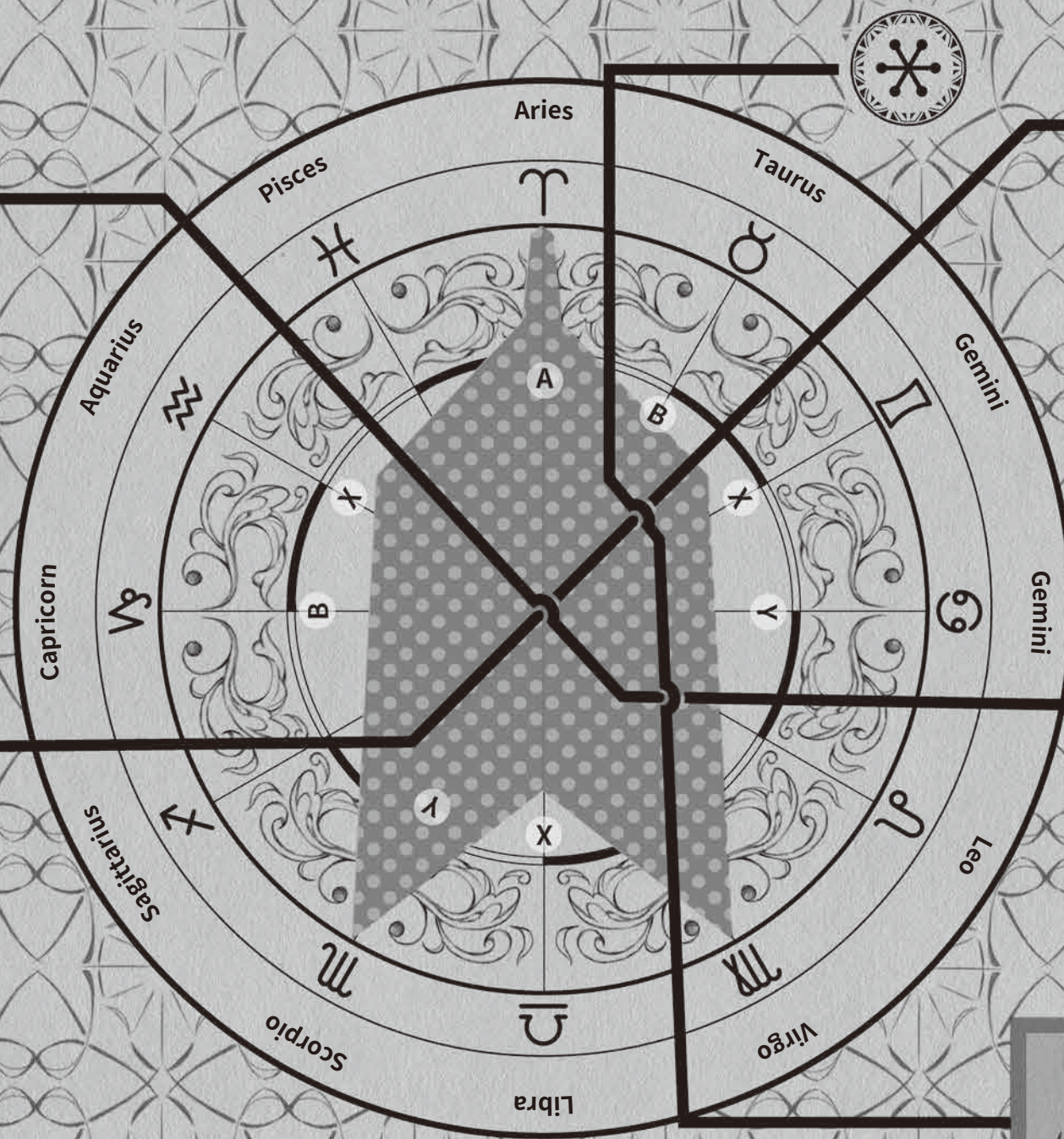
# Stage 11-1



Lastly, pay attention to the space between the stars.



Today's Lucky Command  
A X Y B  
I should gather  
all of this up.

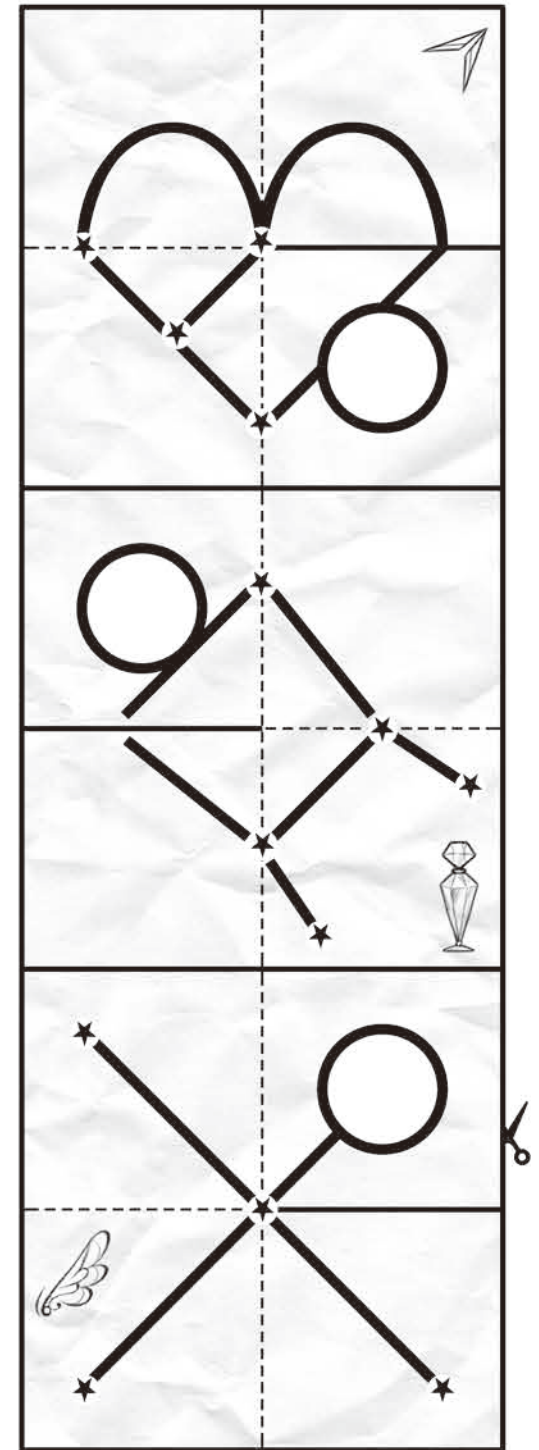
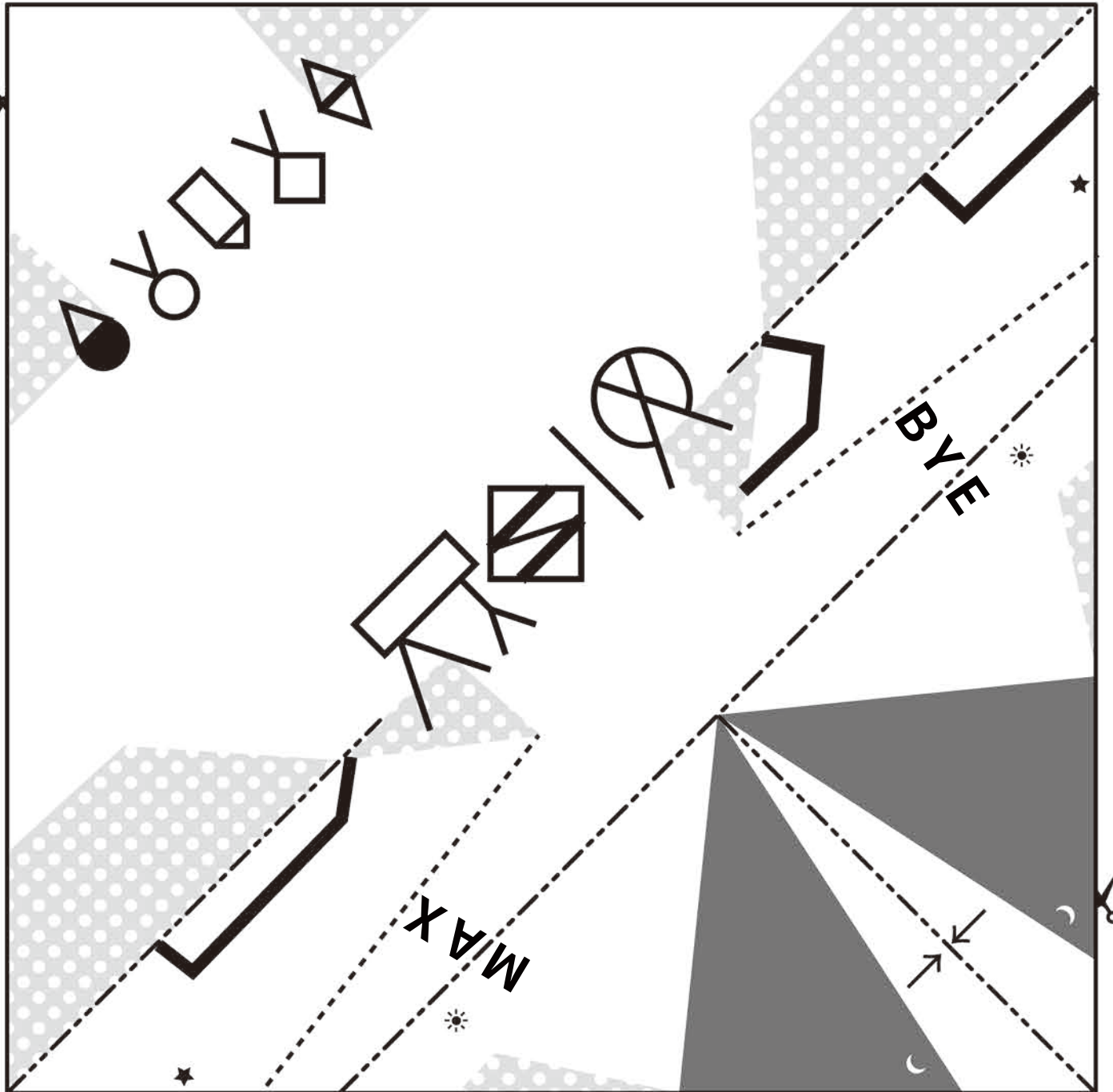


Stage 11-2

Valley  
Fold Line

Mountain  
Fold Line

Cut Line  
Cut these  
before starting  
the game






## Cut Line

Cut these  
before starting  
the game

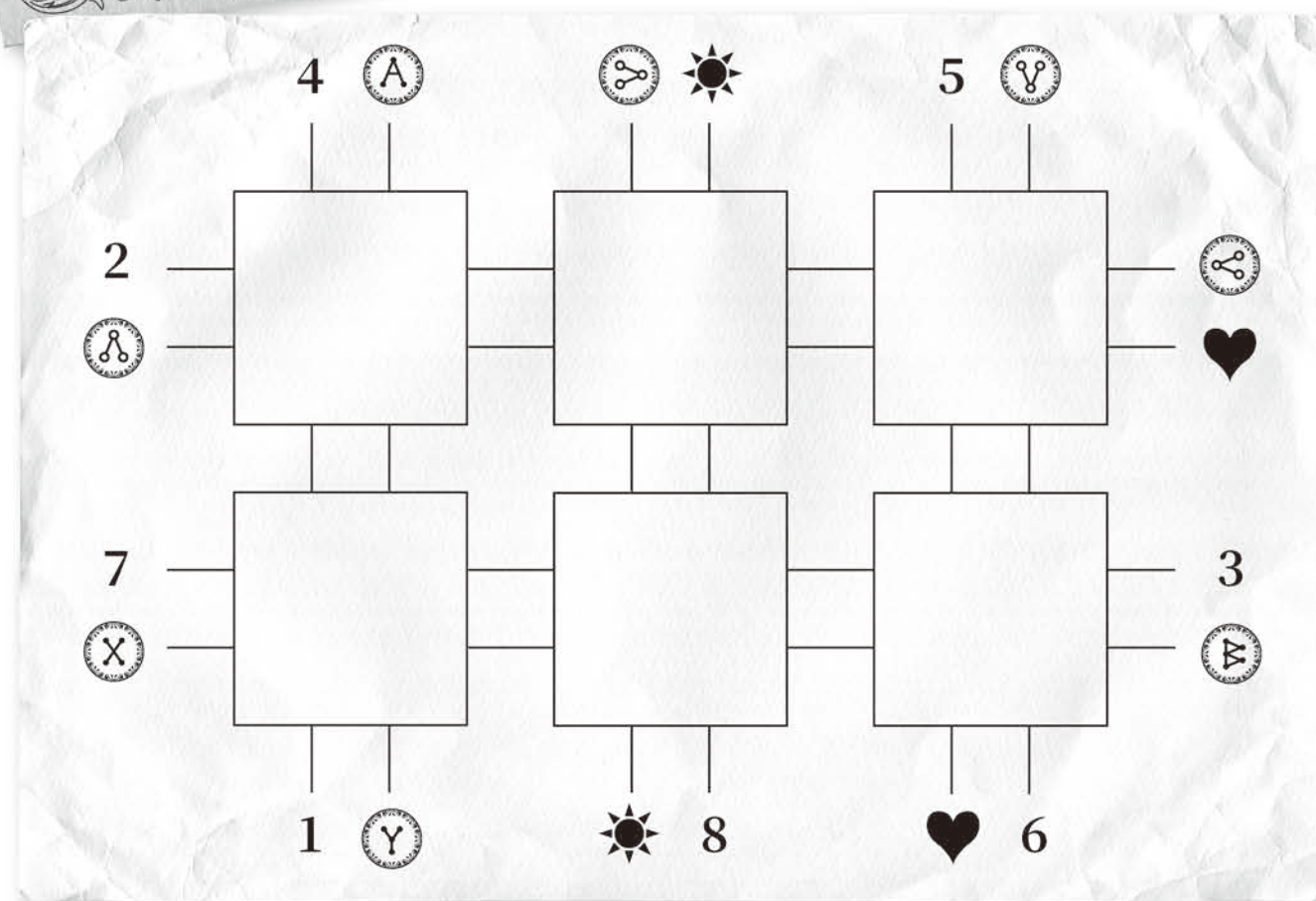


Stage 12-2



<Rules>

No Flipping Allowed  
No Leftover Parts Used

# Stage 13





# Experiment Report



Experiment Name	Retroperception Experiment
-----------------	----------------------------

Date and Time	August 17th, 20XX	Subject	OTONASHI Tokio
---------------	-------------------	---------	----------------

Experiment Number	Results Column								
	1						3		
Experiment A	1	←	↑	→	↓	A	B	X	Y
	2	←	↑	→	↓	A	B	X	Y
	3	←	↑	→	↓	A	B	X	Y
	4	←	↑	→	↓	A	B	X	Y
	5	←	↑	→	↓	A	B	X	Y

Experiment Number	Results Column								
	1								
Experiment B	1	←	↑	→	↓	A	B	X	Y
	2	←	↑	→	↓	A	B	X	Y
	3	←	↑	→	↓	A	B	X	Y
	4	←	↑	→	↓	A	B	X	Y
	5	←	↑	→	↓	A	B	X	Y

Experiment Number	Results Column								
	1								
Experiment C	1	←	↑	→	↓	A	B	X	Y
	2	←	↑	→	↓	A	B	X	Y
	3	←	↑	→	↓	A	B	X	Y
	4	←	↑	→	↓	A	B	X	Y
	5	←	↑	→	↓	A	B	X	Y

4

5

Experiment Overview	<ul style="list-style-type: none"> <li>The power to see into the past: An experiment related to the power of Psychometry.</li> <li>The subject will enter three rooms, try to envision which figure was in that room, and give their responses.</li> <li>The ability to cite 5 unique details is indicative of psychometric powers.</li> </ul>
---------------------	--

Input Method

- Please remember to mark your answers before you forget.
- Make sure to fill in the bubble completely with black pen or pencil.
- If you make a mistake, be sure to erase the mark completely.

Correct Example	
Incorrect Example	



# Answer Sheet

Enter in order of 1~5

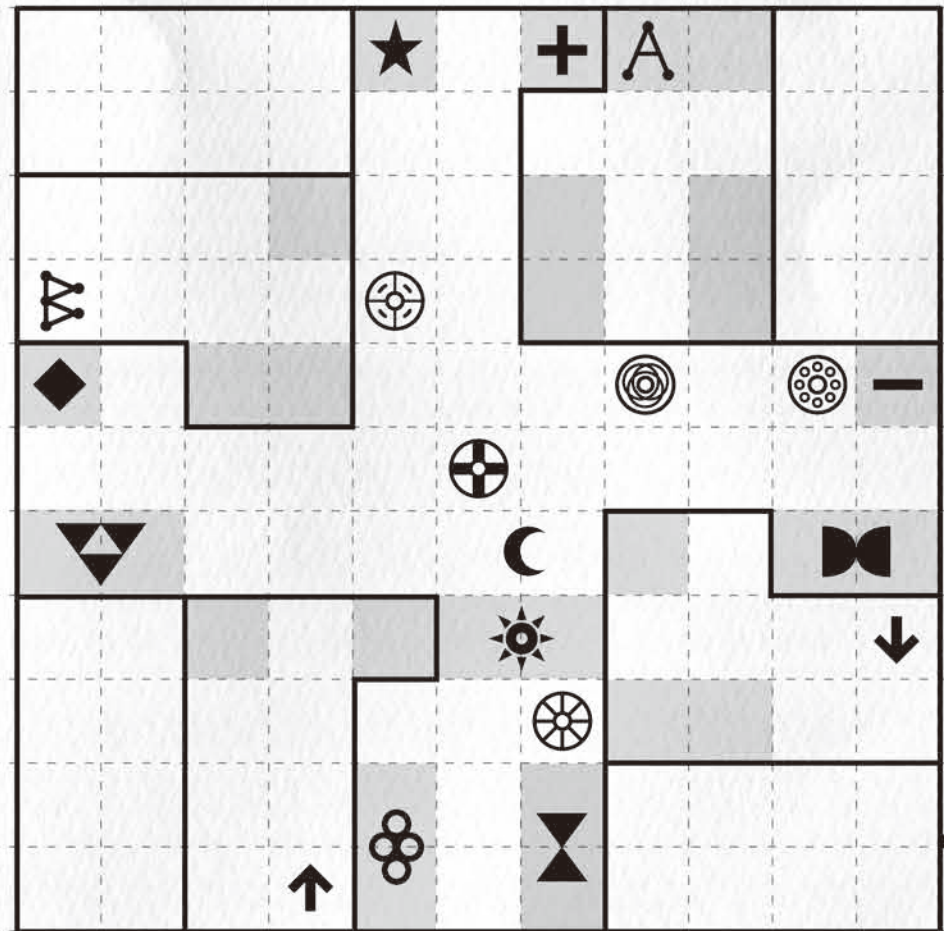
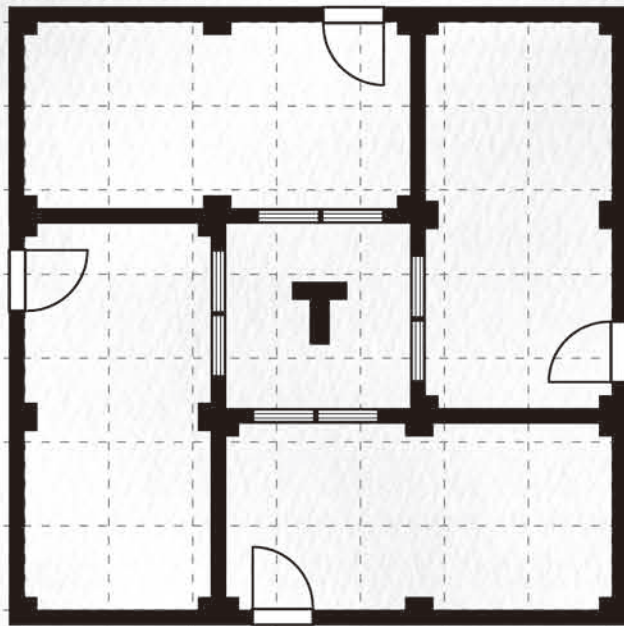

Question 1	←	↑	→	↓
	Coffee	Cigarette	Alcohol	Water
	A	B	X	Y
	Snacks	Chewing Gum	Chocolate	Candy

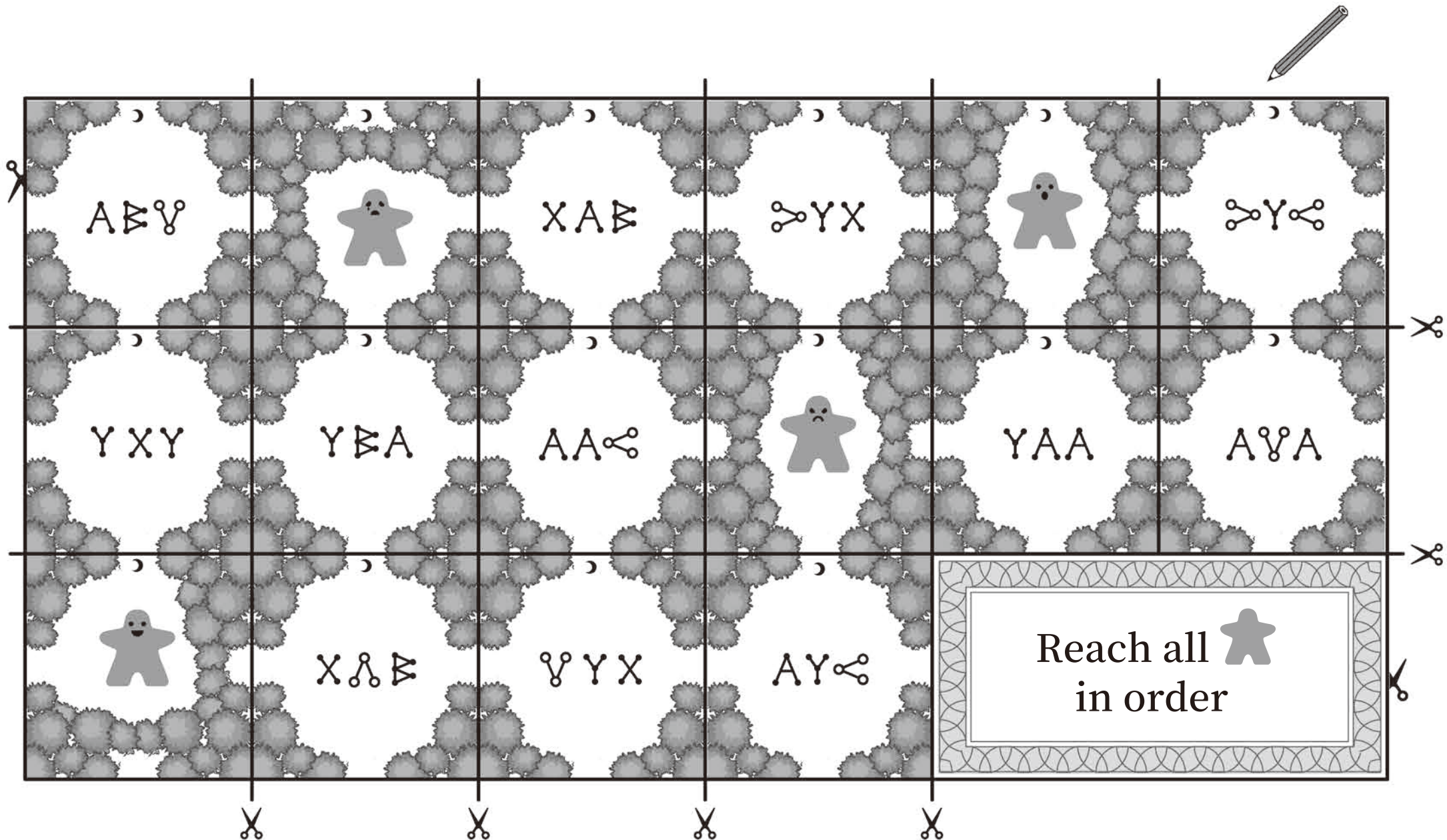
Question 2	←	↑	→	↓
	Necktie	Bowtie	Walking Stick	Pocket Watch
	A	B	X	Y
	Brooch	Perfume	Lipstick	Fountain Pen

Question 3	←	↑	→	↓
	Cap	Knitted Hat	Straw Hat	Silk Hat
	A	B	X	Y
	White Hair	Black Hair	Red Hair	Blond Hair

Question 4	←	↑	→	↓
	Coat	Suit	White Coat	Silk Scarf
	A	B	X	Y
	Woolen Muffler	Gloves	Stole	Mask

Question 5	←	↑	→	↓
	Contact Lenses	Sunglasses	Eyepatch	Monocle
	A	B	X	Y
	Glasses	Earrings	Necklace	Bracelet







# Experiment Report

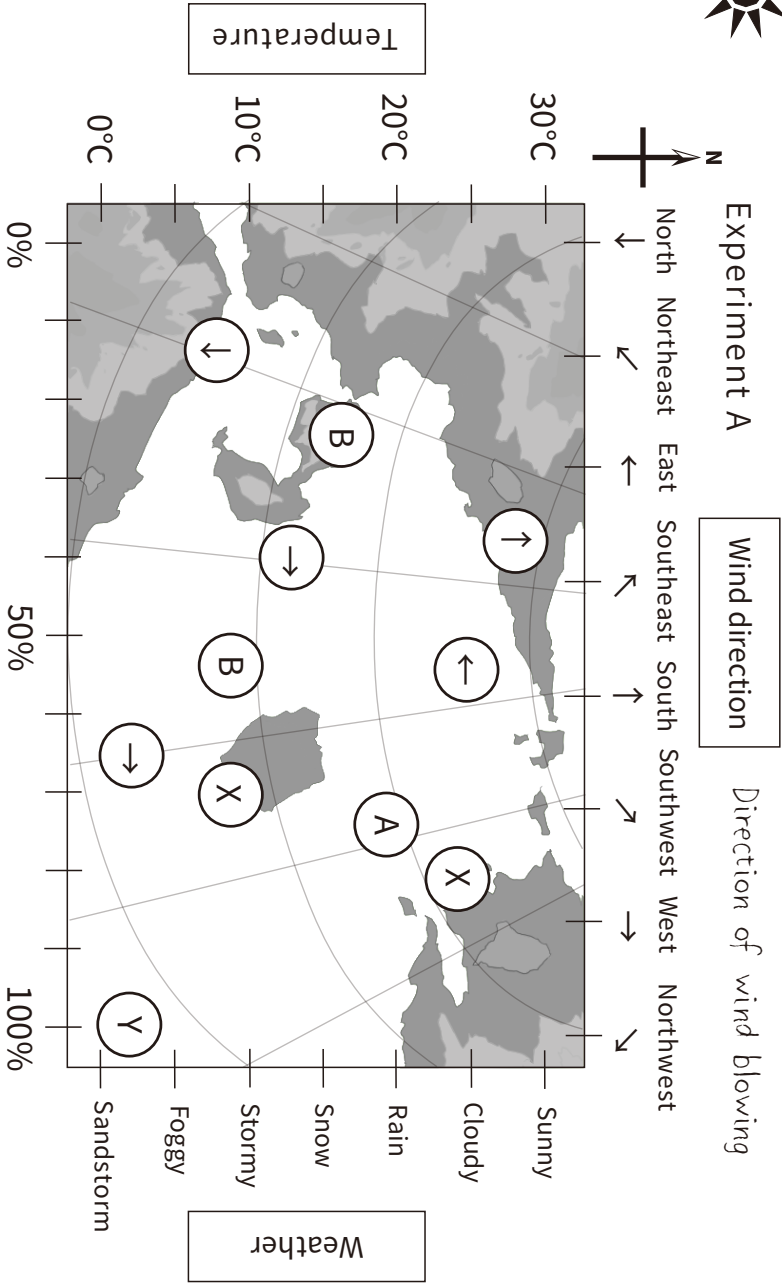


Experiment Name	Precognition Experiment	Date and Time	September 1st, 20XX	Subject	MINAKATA Mirai
-----------------	-------------------------	---------------	---------------------	---------	----------------

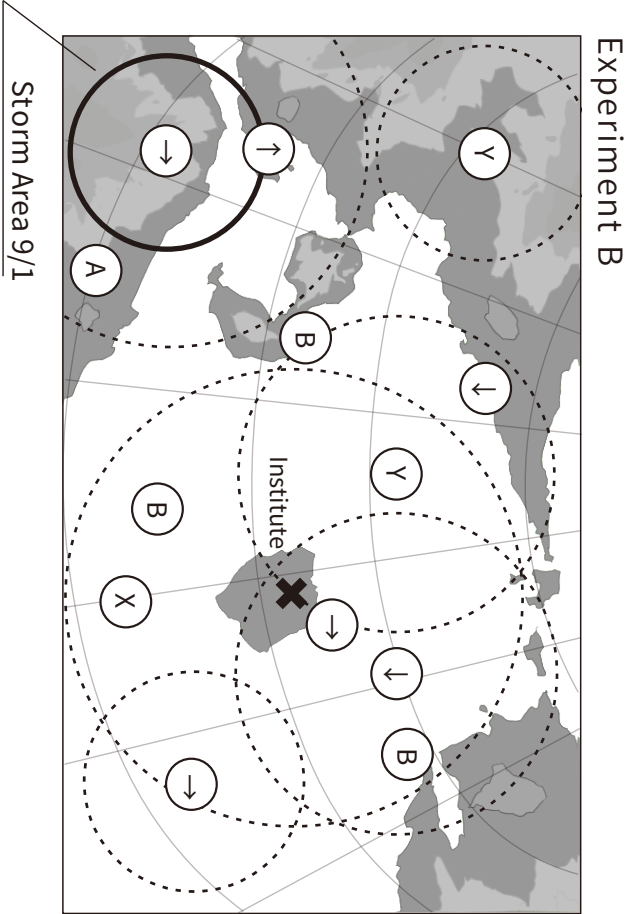
Experiment Number	Results Column	Experiment Number	Results Column	Experiment Number	Results Column
Experiment A	1 ← ↑ → ↓ A B X Y	Experiment B	1 ← ↑ → ↓ A B X Y	Experiment C	1 ← ↑ → ↓ A B X Y
	2 ← ↑ → ↓ A B X Y		2 ← ↑ → ↓ A B X Y		2 ← ↑ → ↓ A B X Y
	3 ← ↑ → ↓ A B X Y		3 ← ↑ → ↓ A B X Y		3 ← ↑ → ↓ A B X Y
	4 ← ↑ → ↓ A B X Y		4 ← ↑ → ↓ A B X Y		4 ← ↑ → ↓ A B X Y
	5 ← ↑ → ↓ A B X Y		5 ← ↑ → ↓ A B X Y		5 ← ↑ → ↓ A B X Y

Experiment Overview	<ul style="list-style-type: none"><li>After entering the examination room, the subject will be asked questions about the future by the examiner. The things to predict are as follows:<ul style="list-style-type: none"><li>Question 1 : Tomorrow's weather, temperature, humidity, and wind</li><li>Question 2 : The course of the eye of a typhoon over the next three days</li><li>Question 3 : The weather four to eight days from now</li></ul></li><li>In five days, the examination will be repeated. (Standard answer sheets will be used.)</li></ul>	<b>Input Method</b> 1.Please remember to mark your answers before you forget. 2.Make sure to fill in the bubble completely with black pen or pencil. 3.If you make a mistake, be sure to erase the mark completely.	Correct Example	
			Incorrect Example	





$T_{\text{Sunny}}$   $T_{20^{\circ}\text{C}}$   $T_{30^{\circ}\text{C}}$   
The conditions will be  $T_{\text{Northwest}}$  when  $T \leftarrow \downarrow B A X J$ .



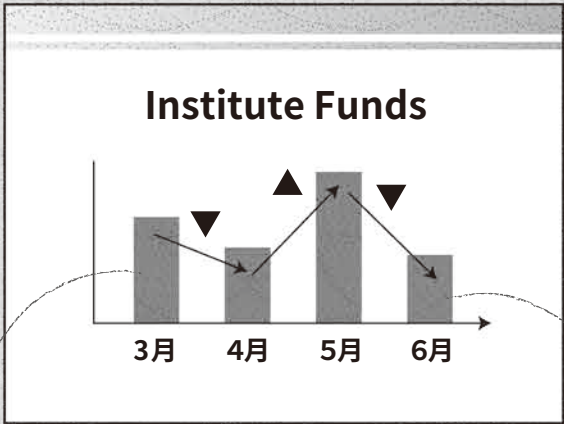
Experiment C

	9/1	9/2	9/3	9/4	9/5	9/6	9/7	9/8	9/9
Weather	Sunny								
Temperature	20°C								
Humidity	30%								



**Future Forecast Plans**  
**Presentation Materials**

AAAA Conference Room



MAV

VGB

**Coin Position ▶ Examine**

0	1	2	3	4	5	6	7	8	9
↑↓	↑↓	↑↓	↑↓	↑↓	↑↓	↑↓	↑↓	↑↓	↑↓
H									

Same letter, same number,  
Different number, different letter.


**Encryption Method**

J H M D

▼


▲ ◀ ▶ ▼

**Encryption Example (1)**



BDFG4BFBSDBHBELER  
B5RENRLRBABRBERNB

**Encryption Example (2)**



YBOBSL9TIRAPFSKBE  
MDWFSESGBX8WSXFZD


**Conversion Formula**

🐍 + 🦘 = 🦅

**Thank You**


▼ ▼ ▼

GMD



KA012057Z

YXA




SK330105R

BJA



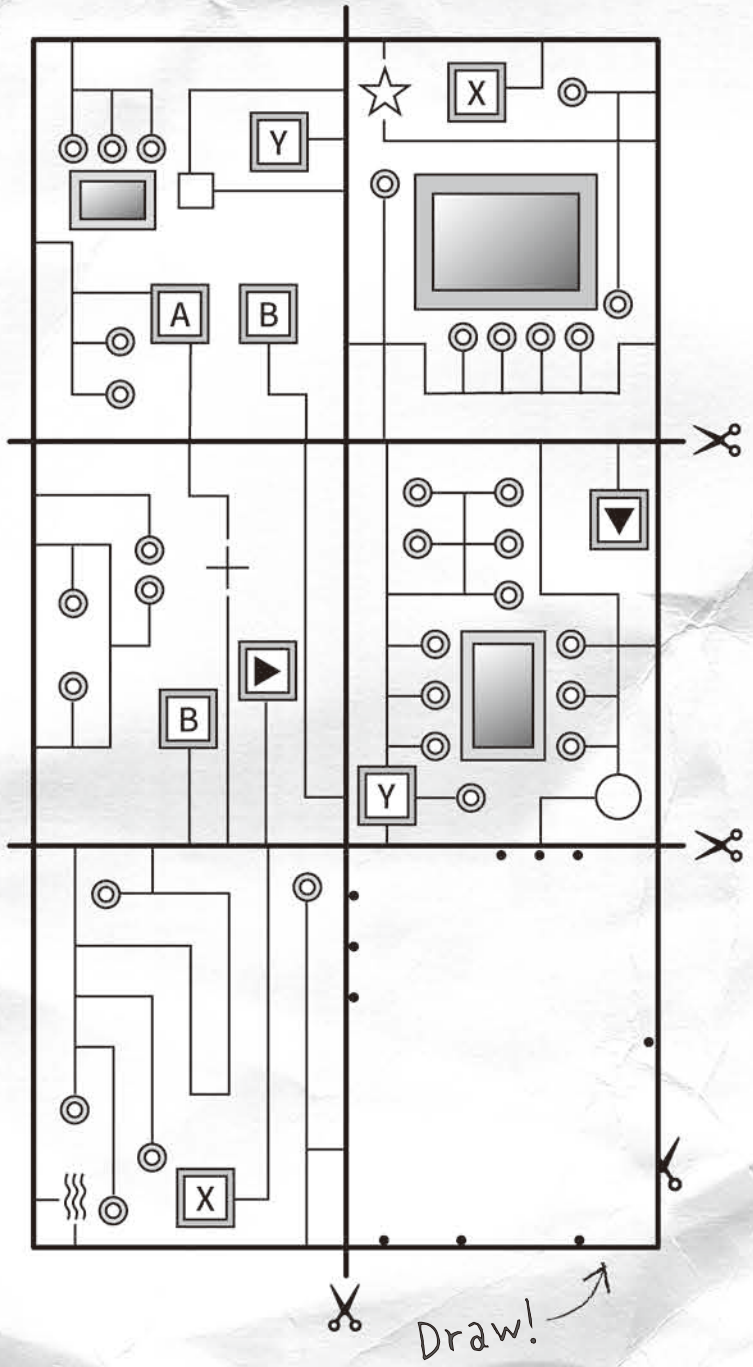
NP102525Y

VD



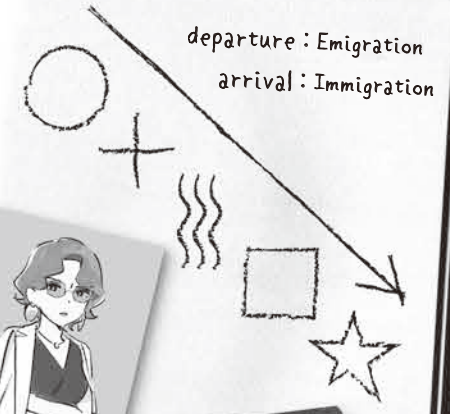
CQ010665S

Stage 19-1



μ	ε	φ
ψ	δ	θ

DEC: 12 月      JUN: 6 月  
 NOV: 11 月     MAY: 5 月  
 OCT: 10 月     APR: 4 月  
 SEP: 9 月      MAR: 3 月  
 AUG: 8 月



Visa  
VISAS

TOURIST OFFICE  
departure  
NOV 09 1983  
- PARAS -

TOURIST OFFICE  
arrival  
DEC 01 1984  
- PARAS -

TOURIST OFFICE  
SEP 03 1984  
- LOVE ANGEL -

Visa  
VISAS

TOURIST OFFICE  
APR 12 1984  
- SAN MIGAL -

TOURIST OFFICE  
OCT 27 1984  
- MALBOURNE -

TOURIST OFFICE  
DEC 31 1983  
- XIAMON -

Not all of the stamps go on cities.


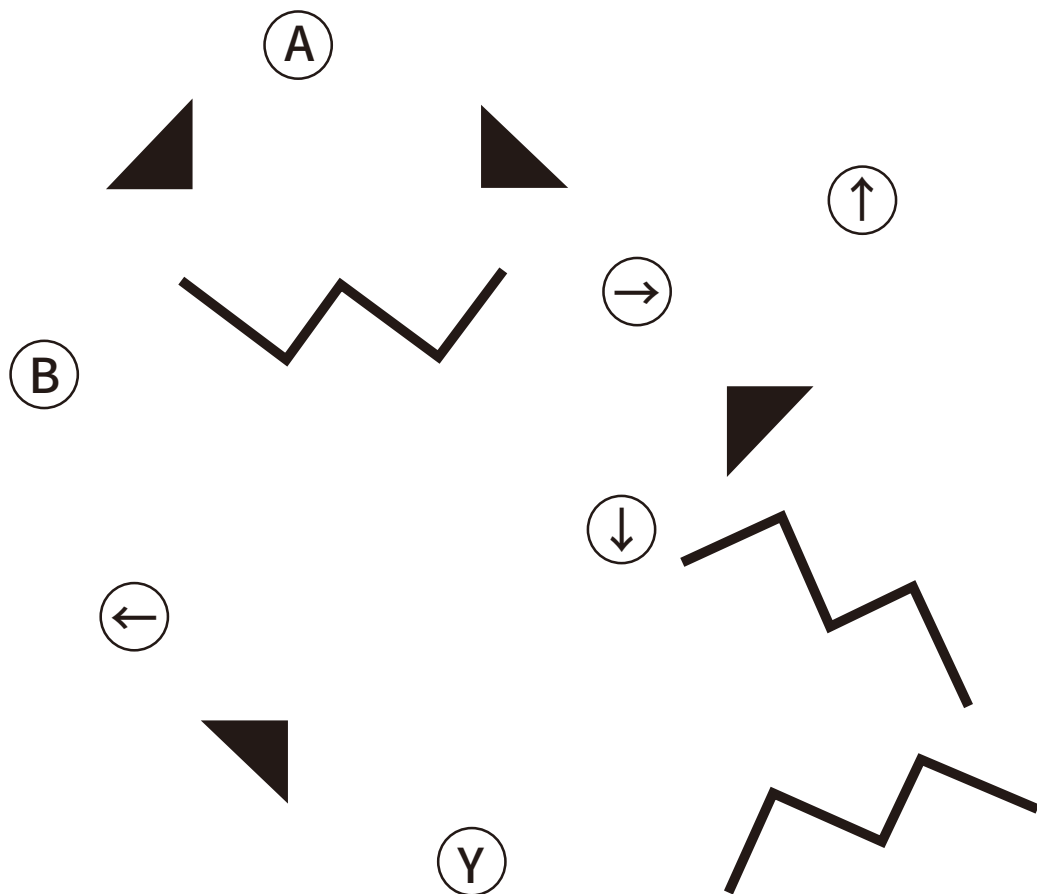
## Stage 19-2



Around the world tour starting from Paras,  
visit every city, and return to Paras.  
From each city, you can move to the city connected by lines.  
You can't enter the city you have already visited.

# Object 20


## True Shape




Blue



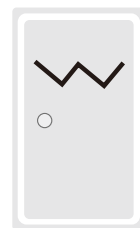
Red



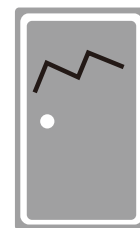
White



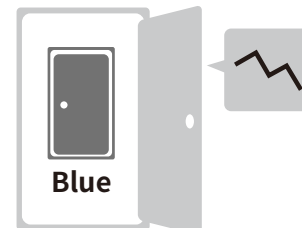
Yellow



White



Red



Yellow



1



2

— — — —

3

— — — —

4

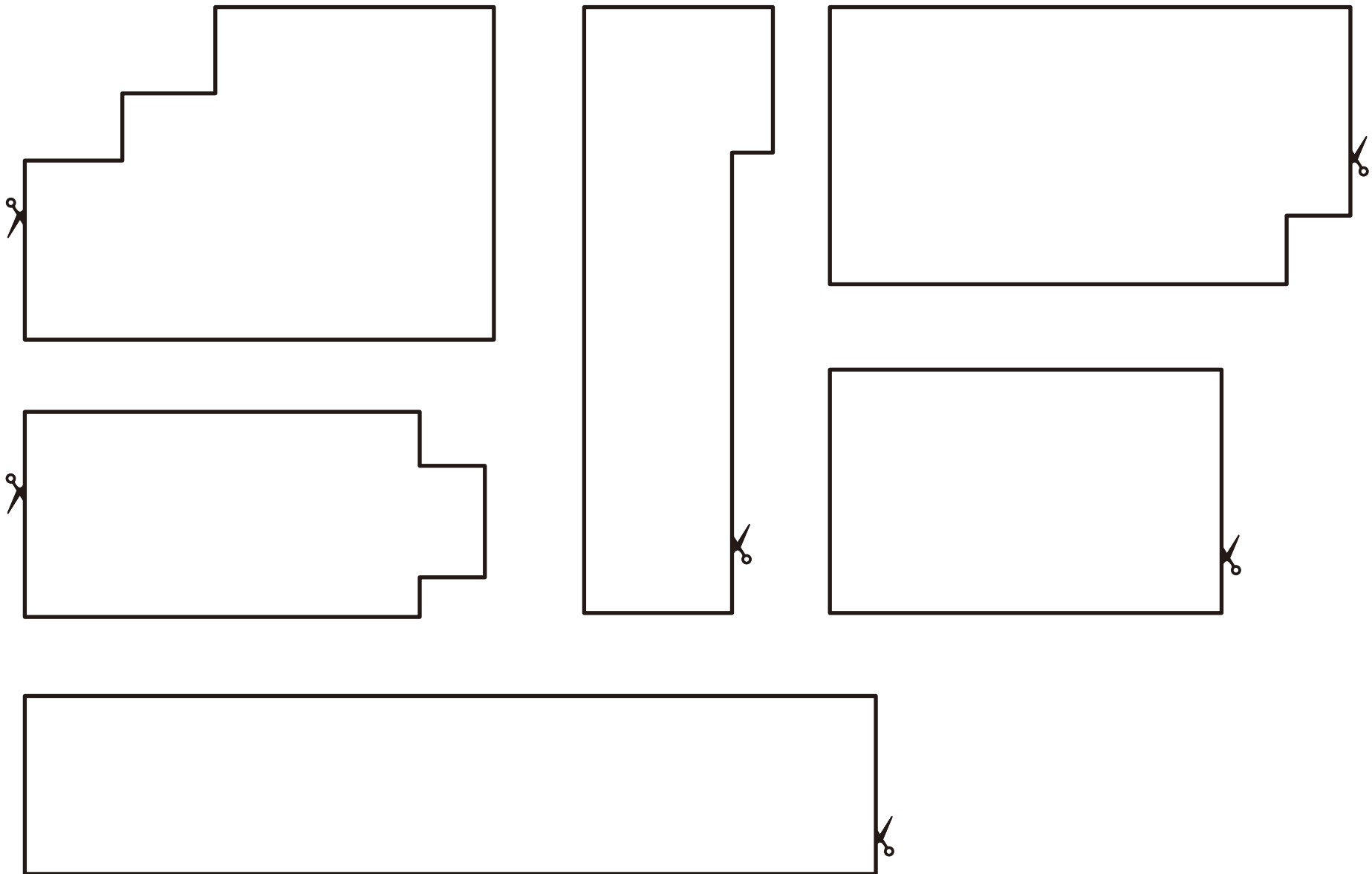
— — — —

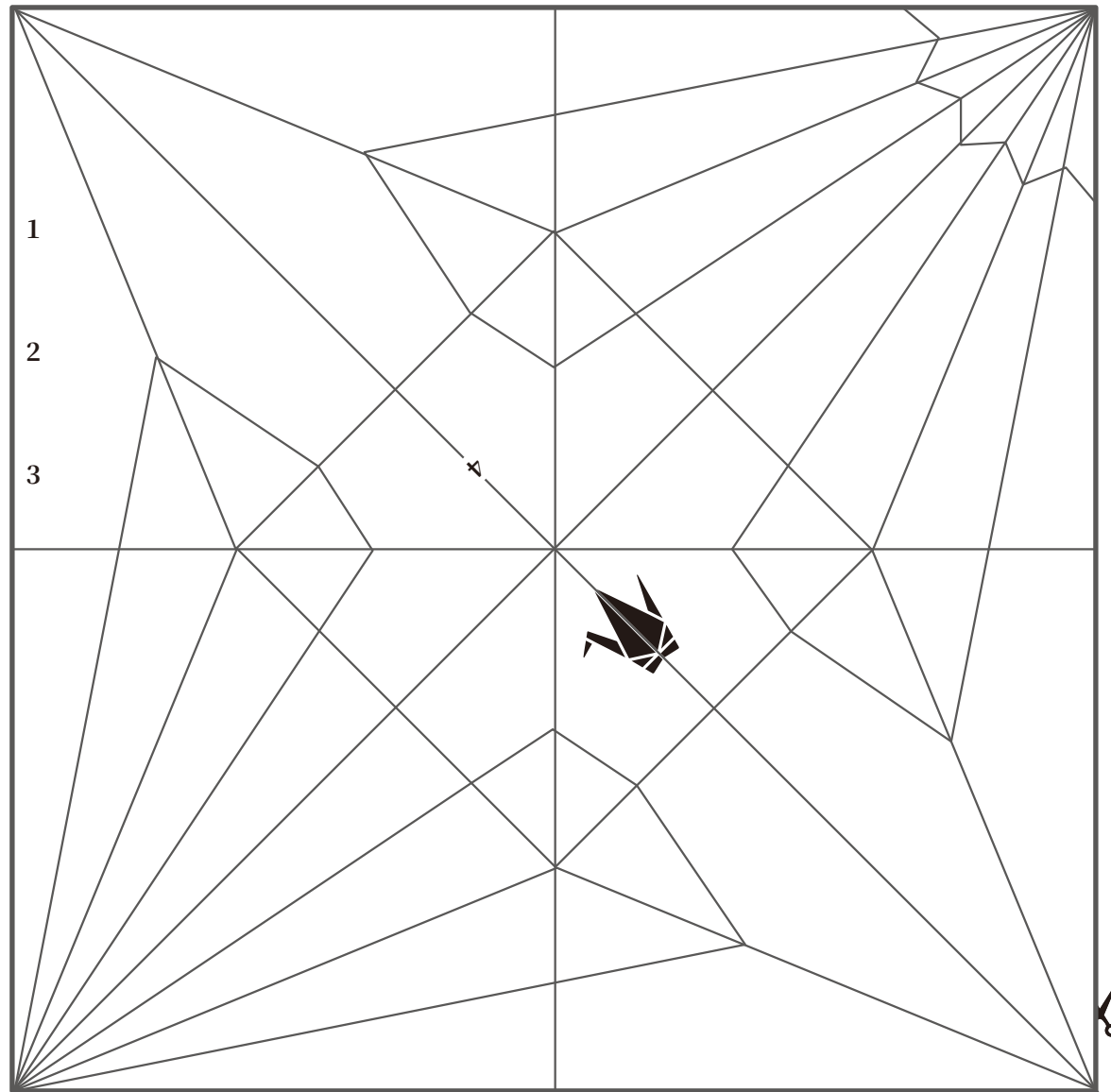
5

— — — —

6

— — — —





\*1~4 numbers in the figure will not be used in stage 20.

